

Flushing mechanisms

Dual flush button



IMPROVED DESIGN

The flush button's - / + symbols make it easier to choose between a partial or a complete flush.



WATER EFFICIENCY

It has a seal that ensures that refilling only begins after the last discharge has been completed, thus preventing waste.



COMMUNICATION

Compatible with previous generations, allowing replacement without dismantling the cistern¹.

¹ - Except for Glam (2021-2023) and Munique cisterns (after 2021).



ADAPTABILITY

The mechanism's height can be adjusted to fit different cisterns (from 336 to 400mm).



COMPATIBILITY

Compatible with most Sanitana cisterns (valid for cisterns with a Ø40mm hole).



SR10 0000 0002 042

Flushing mechanism

Easy installation, button remains in the right position

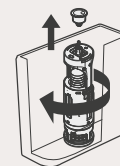
COMPATIBLE WITH

Ceramic cisterns with Ø40mm hole and Sanitana ceramic cisterns. Includes installation kit. (Futura, Ruby, Coral, Glam, Be You, Pop Square, Pop Art, Pop, Loft, Regina, Munique, Cent, Adapt and Mobil)

INCLUDED



DIMENSIONS




SPARE PARTS



SR10 0000 0002 011



SR10 0000 0002 094




SR10 0000 0002 059

SI25.EN.V2 10/2025

Universal Mechanisms

NEW



Sanitana

Water inlet mechanisms

New universal solutions



MORE COMPACT

A smaller and even more efficient mechanism.



MORE SAVING

The dual ballcock with delay fill prevents water from entering the cistern when flushing, saving up to 1l of water.



FINE-TUNING

The mechanism can be easily adjusted, now with a wider tuning range.



MORE QUALITY

The water inlet's filters, non-return valve and flow limiter prevents breakdowns and makes it compatible with dirty water. Silent and efficient hydraulic closing system works with any water pressure.



SR10 0000 0002 043

Lower Inlet

Easy installation

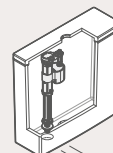
COMPATÍVEL COM

Ceramic cisterns with Ø19mm hole and Sanitana ceramic cisterns (Futura, Ruby, Coral, Glam, Be You, Nexo, Pop Square, Pop Art, Loft, Regina, Munique, Cent, Adapt and Mobil)

INCLUDED



DIMENSIONS



Side Inlet

Easy installation



SR10 0000 0002 044

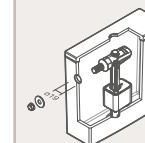
COMPATIBLE WITH

Ceramic cisterns with Ø19mm hole and Sanitana ceramic cisterns (Loft, Munique and Cent)

INCLUDED



DIMENSIONS

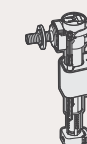


SR10 0000 0002 086

COMPATIBLE WITH

Ceramic cisterns with Ø19mm hole and Sanitana ceramic cisterns (Ruby, Coral, Glam, Be You, Nexo, Pop Square, Pop Art, Loft, Regina, Munique, Cent, Adapt and Mobil)

INCLUDED



DIMENSIONS

