

# Sanitana

## CARACTERÍSTICAS DO MODELO:

### ESTRUTURA DO MÓVEL

- MDF hidrófugo de 16mm lacado a esmalte poliuretano de alto brilho na cor branca ou cinza pastel ou revestido a folha de madeira natural na cor carvalho com face e contra face envernizadas em poliuretano

### GAVETA

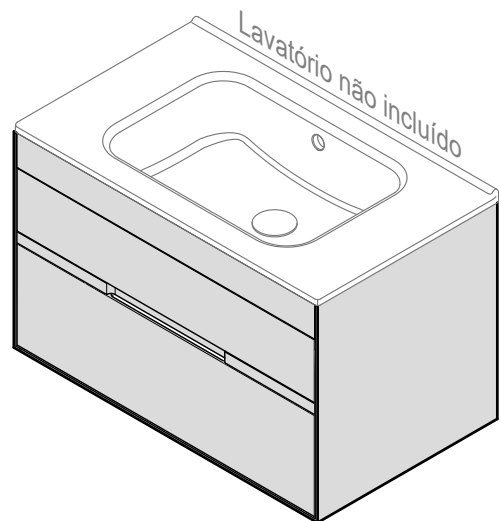
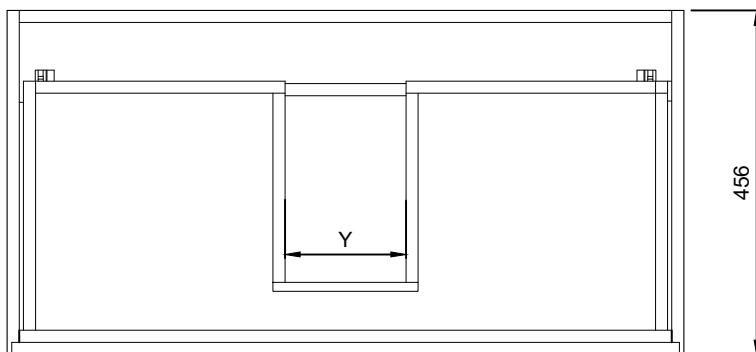
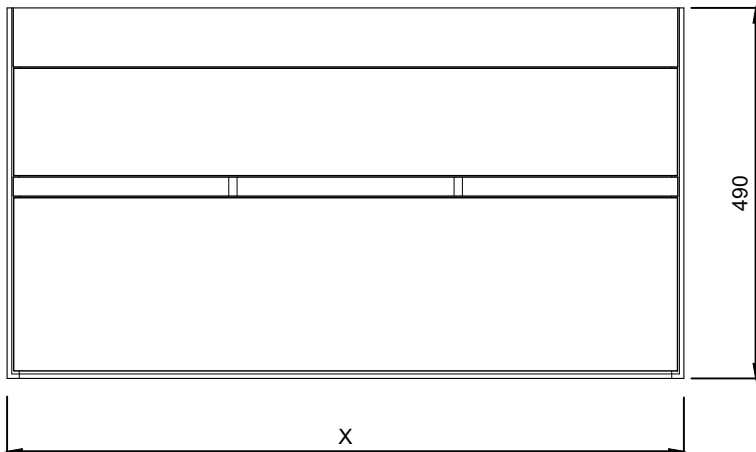
- Frente em MDF hidrófugo de 16mm lacado a esmalte poliuretano de alto brilho (branco ou cinza pastel) ou revestido a folha de madeira natural (carvalho ou cinza wengué) com face e contra face envernizadas a poliuretano
- Corpo em aglomerado de 16mm
- Corrediças ocultas da marca FGV com sistema de fecho amortecido
- Puxadores integrados na própria estrutura da gaveta

PESO: Consultar tabela de códigos ( \* )

### PEÇA:

- DESCRIÇÃO: Móvel suspenso
- SERIE: TAHOE
- VERSÃO: 1200/1000/900/800/600
- REF: Consultar tabela de códigos ( \* )

### Ficha Informação Técnica



Ref.	X	Y	Peso (Kg)
S70201203102200	1195	726	47
S70201203120100			
S70201203145000			
S70201203160700			
S70201203165200			
S70201203165300	995	160	39
S70056303102200			
S70056303120100			
S70056303145000			
S70056303160700			
S70056303165200	895	160	34,2
S70056303165300			
S70059503102200			
S70059503120100			
S70059503145000			
S70059503160700	795	160	31
S70059503165200			
S70059503165300			
S70056203102200			
S70056203120100			
S70056203145000	595	160	23,5
S70056203160700			
S70056203165200			
S70056203165300			
S70056103102200			
S70056103120100	800x456x16	600x456x16	
S70056103145000			
S70056103160700			
S70056103165200			
S70056103165300			

### PRODUTOS ASSOCIADOS:

#### TAMPO TAHOE

Ref.	Dim.	Ref.	Dim.	Ref.	Dim.	Ref.	Dim.	Ref.	Dim.
S70201300000000	1200x456x16	S70056028000000	1000x456x16	S70055928000000	900x456x16	S70055828000000	800x456x16	S70055728000000	600x456x16
S70201300011400		S70056028011400		S70055928011400		S70055828011400		S70055728011400	
S70201300012100		S70056028012100		S70055928012100		S70055828012100		S70055728012100	
S70201300020100		S70056028020100		S70055928020100		S70055828020100		S70055728020100	

Os produtos apresentados seguem especificações técnicas internas da Sanitana S.A. As dimensões são meramente indicativas. Para instalação à medida apenas devem ser consideradas as dimensões retiradas da peça a ser aplicada. Reservamos o direito de fazer alterações técnicas que permitam melhorar a funcionalidade dos nossos produtos sem aviso prévio.



**MODEL FEATURES:**

**VANITY'S STRUCTURE**

•Water repellent 16mm MDF released to high-gloss polyurethane enamel in white or pastel gray or covered with natural oak wood veneer with face and counterface lacquered in polyurethane

**DRAWER'S STRUCTURE**

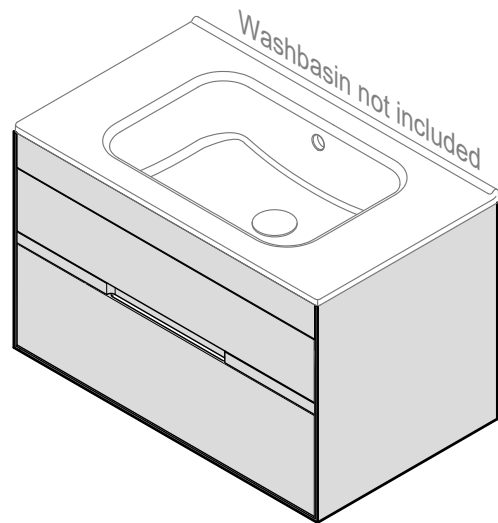
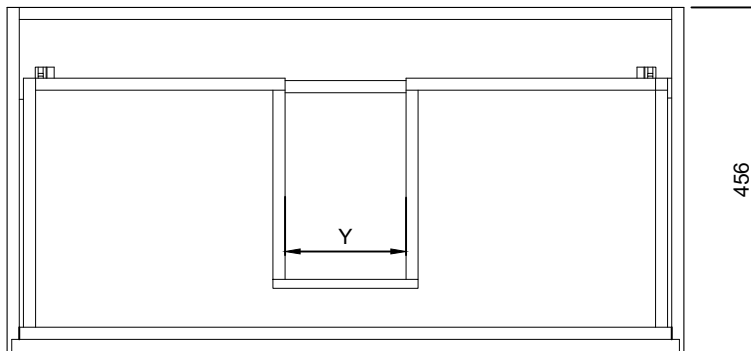
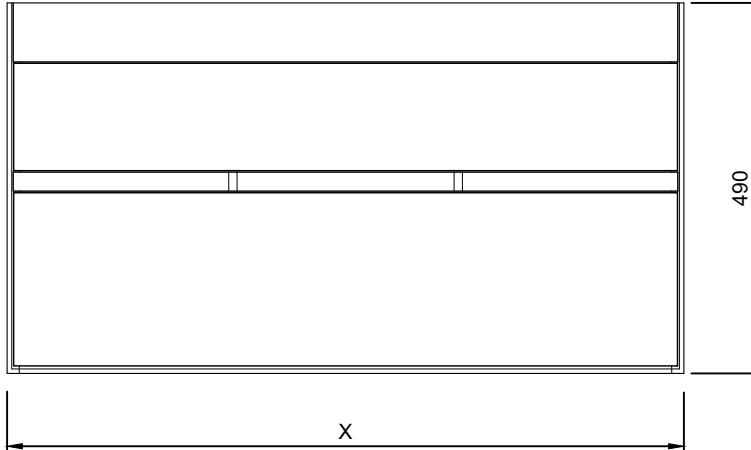
•Front in water repellent 16mm MDF released to high-gloss polyurethane enamel in white or pastel gray or covered with natural oak wood veneer with face and counterface lacquered in polyurethane  
 • 16mm chipboard body  
 • FGV hidden concealed slides with damped closing system  
 • Handles integrated in the drawer structure itself

Weight: - Kg (see Table)

**PART:**

- DESCRIPTION: Suspended furniture
- SERIES: TAHOE
- VERSION: 1200/1000/900/800/60
- REF: See the code table

**Technical Data Sheet**



Ref.	x	y	Weight (Kg)
S70201203102200	1195	726	47
S70201203120100			
S70201203145000			
S70201203160700			
S70201203165200			
S70201203165300	995	160	39
S70056303102200			
S70056303120100			
S70056303145000			
S70056303160700			
S70056303165200	895	160	34,2
S70056303165300			
S70059503102200			
S70059503120100			
S70059503145000			
S70059503160700	795	160	31
S70059503165200			
S70059503165300			
S70056203102200			
S70056203120100			
S70056203145000	595	160	23,5
S70056203160700			
S70056203165200			
S70056203165300			
S70056103102200			
S70056103120100	595	160	23,5
S70056103145000			
S70056103160700			
S70056103165200			
S70056103165300			

**RELATED PRODUCTS:**

TAHOE COUNTER TOP

Ref.	Dim.	Ref.	Dim.	Ref.	Dim.	Ref.	Dim.	Ref.	Dim.
S70201300000000	1200x456x16	S70056028000000	1000x456x16	S70055928000000	900x456x16	S70055828000000	800x456x16	S70055728000000	600x456x16
S70201300011400		S70056028011400		S70055928011400		S70055828011400		S70055728011400	
S70201300012100		S70056028012100		S70055928012100		S70055828012100		S70055728012100	
S70201300020100		S70056028020100		S70055928020100		S70055828020100		S70055728020100	

FICHA Nº: GT079825a

The products presented follow technical specifications by Sanitana S.A. Dimensions provided are indicative only. For custom installation, should only be considered the dimensions measured directly on the part to be installed. We reserve the right to make technical changes to improve the functionality of our products without prior notice.